

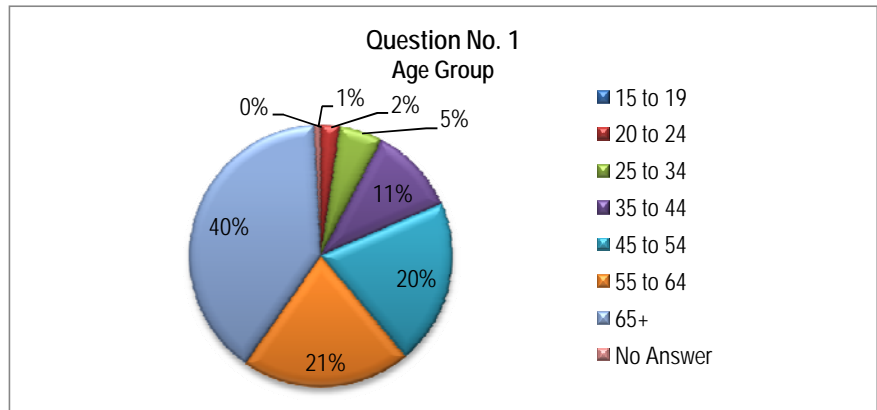
APPENDIX B

COMMUNITY PLANNING SURVEY RESULTS

Section 1 - Demographics

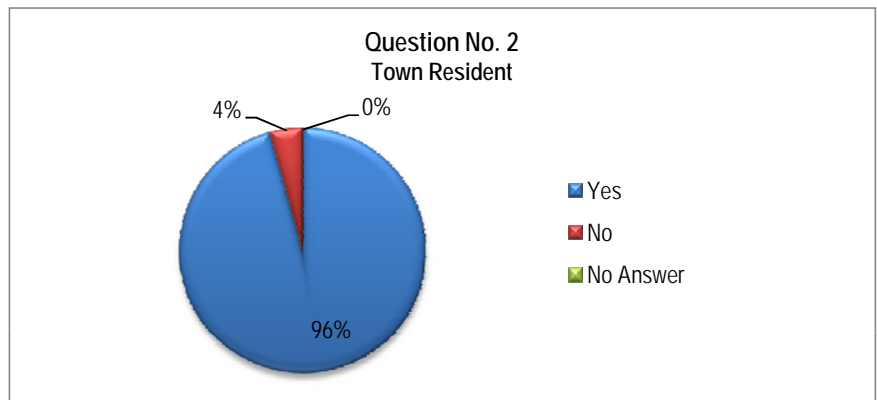
Question No. 1 - What is your age group?

Answer	Responses	%
15 to 19	0	0%
20 to 24	12	2%
25 to 34	27	5%
35 to 44	55	11%
45 to 54	104	20%
55 to 64	106	21%
65+	201	39%
No Answer	4	1%
Total:	509	100%



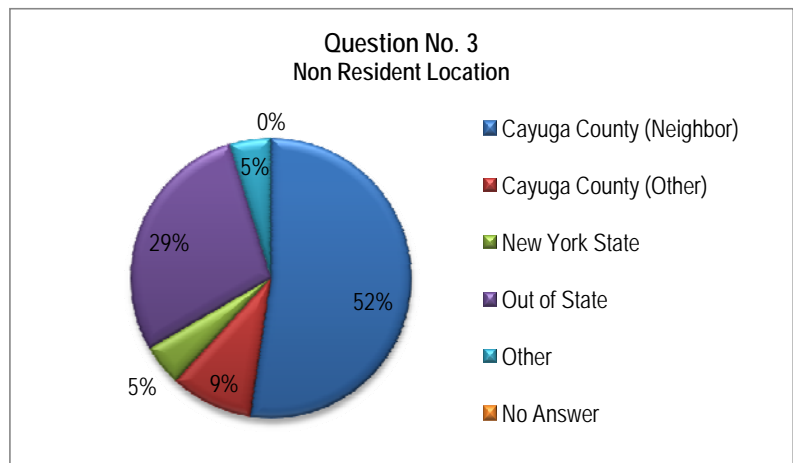
Question No. 2 - Are you a resident of the Town of Springport?

Answer	Responses	%
Yes	487	96%
No	22	4%
No Answer	0	0%
Total:	509	100%



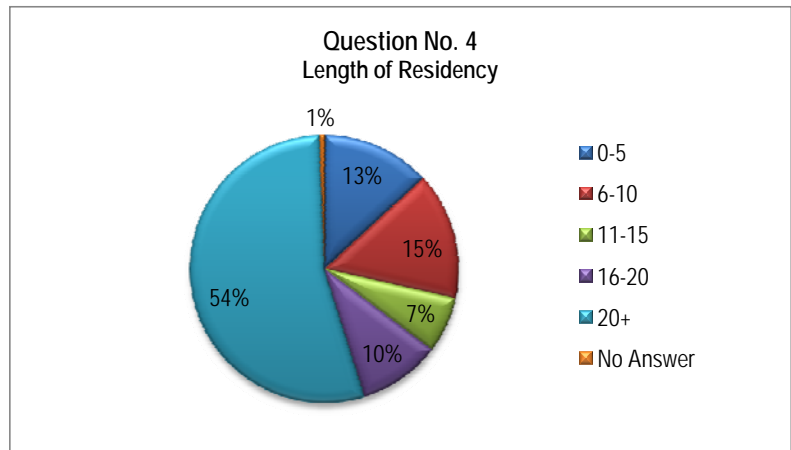
Question No. 3 - If "no" to question number 2, what Town/Village do you live in?

Answer	Responses	%
Cayuga County (Neighbor)	11	52%
Cayuga County (Other)	2	10%
New York State	1	5%
Out of State	6	29%
Other	1	5%
No Answer	0	0%
Total:	21	100%



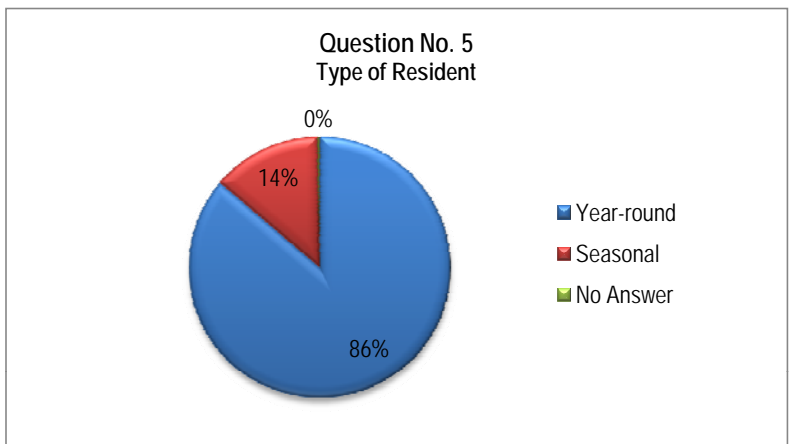
Question No. 4 - How long have you been a resident of the Town of Springport?

Answer	Responses	%
0-5	64	13%
6-10	75	15%
11-15	33	7%
16-20	48	10%
20+	264	54%
No Answer	3	1%
Total:	487	100%



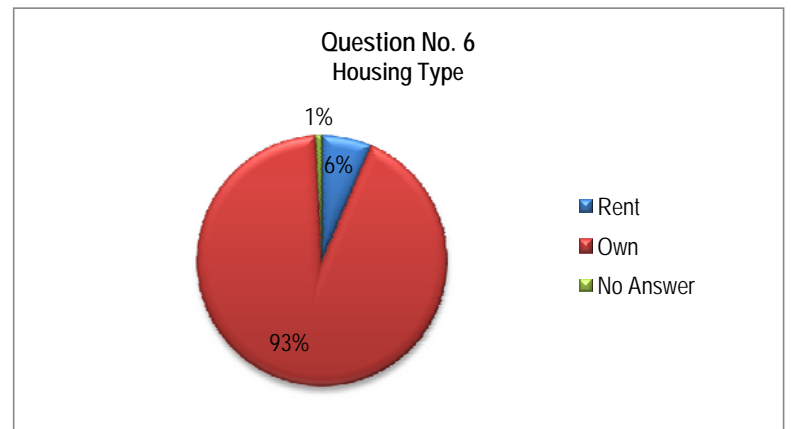
Question No. 5 - Are you a year-round resident or a seasonal resident?

Answer	Responses	%
Year-round	420	86%
Seasonal	66	14%
No Answer	1	0%
Total:	487	100%



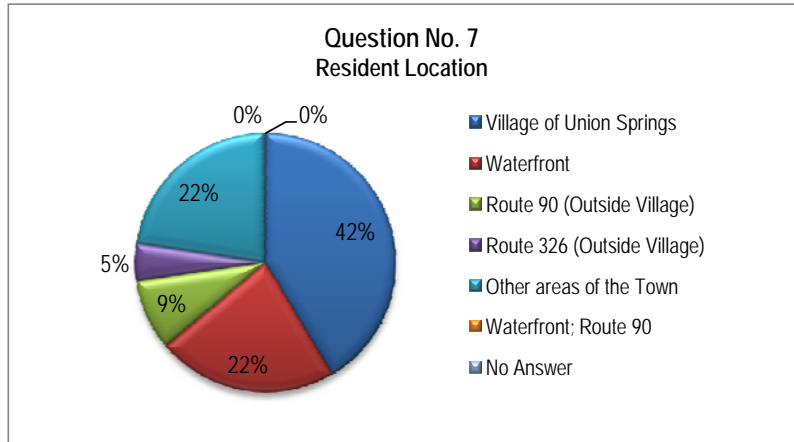
Question No. 6 - Do you rent or do you own your home?

Answer	Responses	%
Rent	31	6%
Own	452	93%
No Answer	4	1%
Total:	487	100%



Question No. 7 - Which of the following best describes the part of the Town you live in? (Check all that apply)

Answer	Responses	%
Village of Union Springs	202	41%
Waterfront	109	22%
Route 90 (Outside Village)	43	9%
Route 326 (Outside Village)	23	5%
Other areas of the Town	109	22%
Waterfront; Route 90	0	0%
No Answer	1	0%
Total:	487	100%



Section 2 - Quality of Life Issues

Question No. 8 - On a scale of 1 to 5, with 1 being least important and 5 being most important, please rate the following items based on their importance to You as a stakeholder of the community.

Quality of Life Item	Least Important					Most Important	No Answer
	1	2	3	4	5		
The agricultural appearance of the Town.	21	50	165	139	122	12	
	4%	10%	32%	27%	24%	2%	
The rural character of the Town.	16	27	115	167	174	10	
	3%	5%	23%	33%	34%	2%	
A connection to the heritage of the Town.	42	63	153	127	110	14	
	8%	12%	30%	25%	22%	3%	
Family.	29	15	55	105	289	16	
	6%	3%	11%	21%	57%	3%	
Employment opportunities.	69	41	100	110	170	19	
	14%	8%	20%	22%	33%	4%	
Proximity to employment (commuting distance).	64	40	116	122	146	21	
	13%	8%	23%	24%	29%	4%	
Public School System.	37	18	72	90	279	13	
	7%	4%	14%	18%	55%	3%	
Accessibility to Higher Education Opportunities (e.g. colleges)	52	41	118	129	153	16	
	10%	8%	23%	25%	30%	3%	
Cayuga Lake.	8	8	54	87	345	7	
	2%	2%	11%	17%	68%	1%	
Natural Environment (e.g. scenic vistas, clean air)	6	6	28	102	362	5	
	1%	1%	6%	20%	71%	1%	
Cost of Living.	6	13	53	125	300	12	
	1%	3%	10%	25%	59%	2%	
Outdoor Recreational Opportunities.	20	36	106	161	171	15	
	4%	7%	21%	32%	34%	3%	
Indoor Recreational Opportunities.	65	77	145	115	91	16	
	13%	15%	28%	23%	18%	3%	
Housing quality (e.g. appearance, maintenance).	6	12	63	176	241	11	
	1%	2%	12%	35%	47%	2%	
Housing affordability.	14	21	76	153	226	19	
	3%	4%	15%	30%	44%	4%	
The availability of shopping and restaurants.	22	42	132	141	161	11	
	4%	8%	26%	28%	32%	2%	

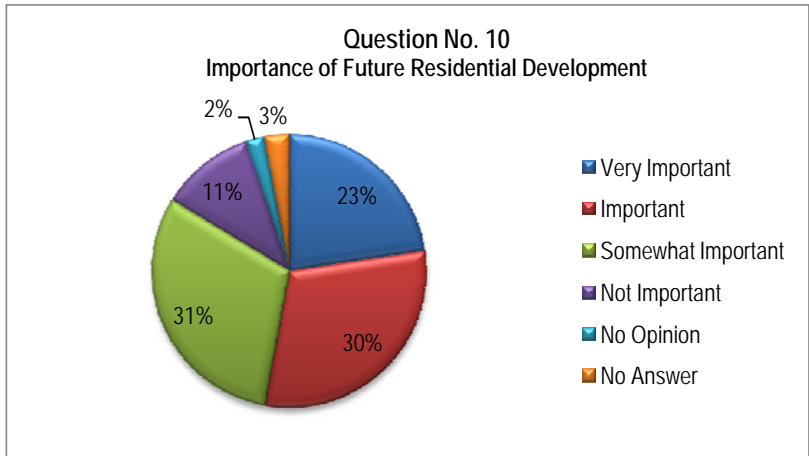
Question No. 9 - On a scale of 1 to 5, with 1 being poor and 5 being excellent, please rate the Town of Springport on the following items.

Quality of Life Item	Poor					Excellent	No Answer
	1	2	3	4	5		
Promoting farming and agriculture as a business.	33	45	191	121	94	25	
	6%	9%	38%	24%	18%	5%	
Preserving the rural character of the Town.	21	36	164	162	106	20	
	4%	7%	32%	32%	21%	4%	
Protecting historic property and resources.	19	49	148	145	125	23	
	4%	10%	29%	28%	25%	5%	
Encouraging employment opportunities in the Town.	68	84	143	87	95	32	
	13%	17%	28%	17%	19%	6%	
Police.	57	73	130	104	107	38	
	11%	14%	26%	20%	21%	7%	
Fire.	4	9	56	142	283	15	
	1%	2%	11%	28%	56%	3%	
EMS.	7	8	60	149	261	24	
	1%	2%	12%	29%	51%	5%	
Highway and road maintenance. (e.g. condition of roads).	10	17	94	206	169	13	
	2%	3%	18%	40%	33%	3%	
Traffic volume and congestion.	16	39	122	175	133	24	
	3%	8%	24%	34%	26%	5%	
The cost of public utilities (e.g. water, sewer)	69	57	121	120	120	124	
	11%	9%	20%	20%	20%	20%	
Housing Affordability.	15	45	174	151	98	26	
	3%	9%	34%	30%	19%	5%	
Housing Quality (e.g. appearance, maintenance).	16	49	166	154	98	26	
	3%	10%	33%	30%	19%	5%	
Public School System.	7	20	87	150	215	30	
	1%	4%	17%	29%	42%	6%	
Town Taxes.	63	74	135	103	109	109	
	11%	12%	23%	17%	18%	18%	
Economic Development (e.g. new restaurants, stores, businesses).	97	129	127	66	71	19	
	19%	25%	25%	13%	14%	4%	
Protecting the natural environment.	23	45	151	142	129	19	
	5%	9%	30%	28%	25%	4%	
Public access to Cayuga Lake.	17	21	94	153	207	17	
	3%	4%	18%	30%	41%	3%	
Outdoor recreational opportunities.	26	48	141	148	119	27	
	5%	9%	28%	29%	23%	5%	
Indoor recreational opportunities.	105	112	145	78	37	32	
	21%	22%	28%	15%	7%	6%	

Section 3 - Housing & Residential Development

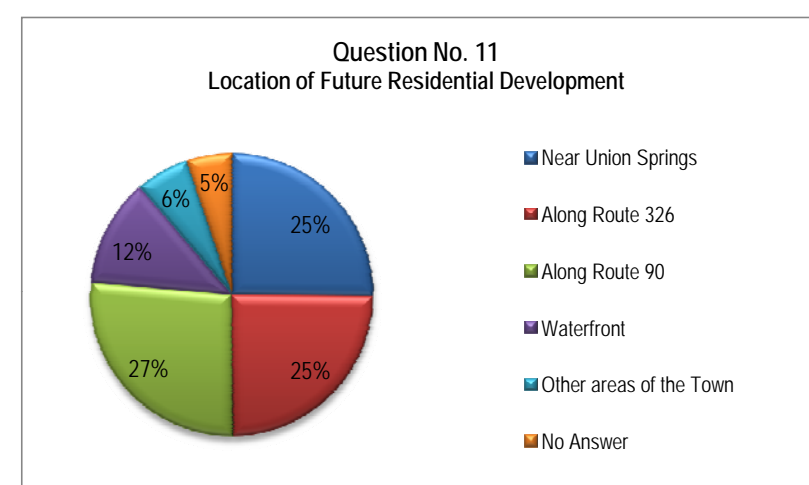
Question No. 10 - How important is future residential development in the Town?

Answer	Responses	%
Very Important	115	23%
Important	154	30%
Somewhat Important	157	31%
Not Important	57	11%
No Opinion	11	2%
No Answer	15	3%
Total:	509	100%



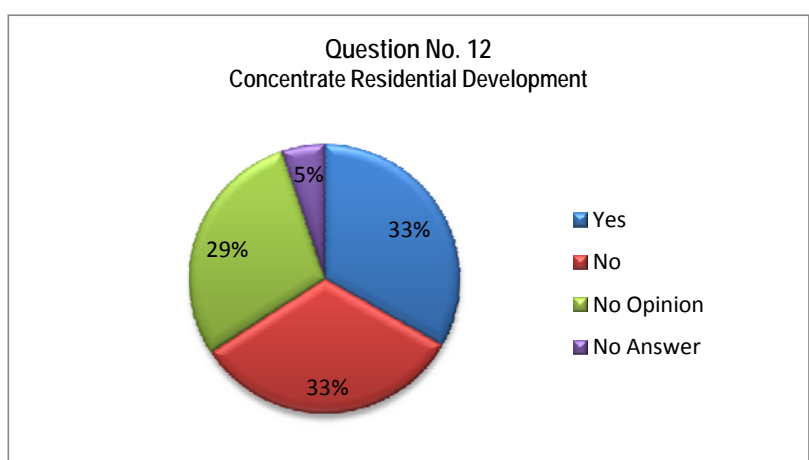
Question No. 11 - Where should residential development take place in the Town? (Check all that apply)

Answer	Responses	%
Near Union Springs	233	25%
Along Route 326	228	25%
Along Route 90	246	27%
Waterfront	114	12%
Other areas of the Town	56	6%
No Answer	48	5%
Total:	925	100%



Question No. 12 - Should the Town concentrate residential development in specific areas?

Answer	Responses	%
Yes	169	33%
No	166	33%
No Opinion	148	29%
No Answer	26	5%
Total:	509	100%

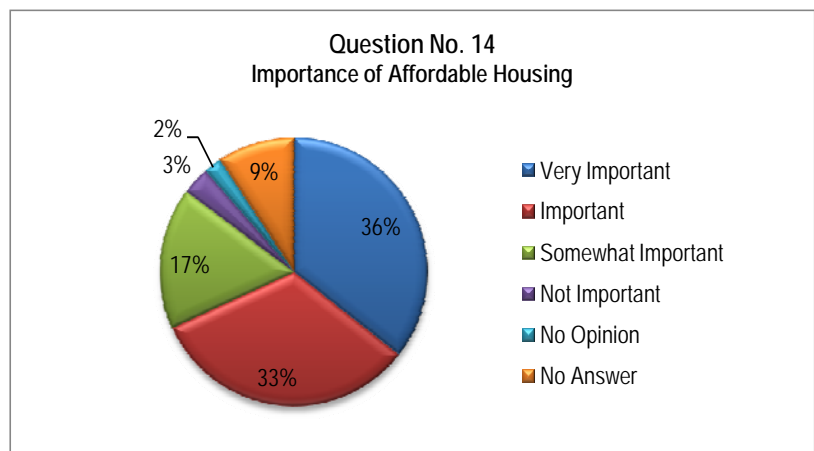


Question No. 13 - On a scale of 1 to 5, with 1 being least desirable and 5 being most desirable, what type of new housing should the Town encourage?

	Least Important					Most Important	No Answer
	1	2	3	4	5		
Rural Residential Development (dispersed single family homes on large lots)	72 14%	46 9%	114 22%	111 22%	130 26%	36 7%	
Subdivision Development (dividing large tracts of land into smaller lots for the development of single family homes)	100 20%	87 17%	149 29%	79 16%	52 10%	42 8%	
Cluster Development (grouping of single family homes on smaller lots to preserve land for open space, agricultural or public use.)	94 18%	80 16%	131 26%	99 19%	73 14%	32 6%	
Duplex Buildings	194 38%	114 22%	107 21%	36 7%	11 2%	47 9%	
Apartment Buildings	205 40%	106 21%	96 19%	50 10%	17 3%	35 7%	
Senior Housing	43 8%	59 12%	159 31%	113 22%	101 20%	34 7%	
Mobile Homes	279 55%	78 15%	71 14%	31 6%	15 3%	35 7%	
Townhouses/Condominiums	162 32%	82 16%	122 24%	82 16%	27 5%	34 7%	

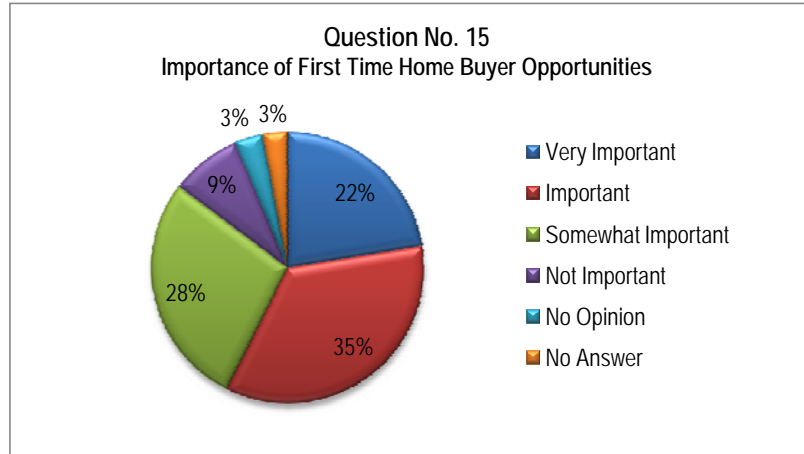
Question No. 14 - How important is it for the Town to have affordable housing?

Answer	Responses	%
Very Important	181	36%
Important	166	33%
Somewhat Important	87	17%
Not Important	17	3%
No Opinion	11	2%
No Answer	47	9%
Total:	509	100%



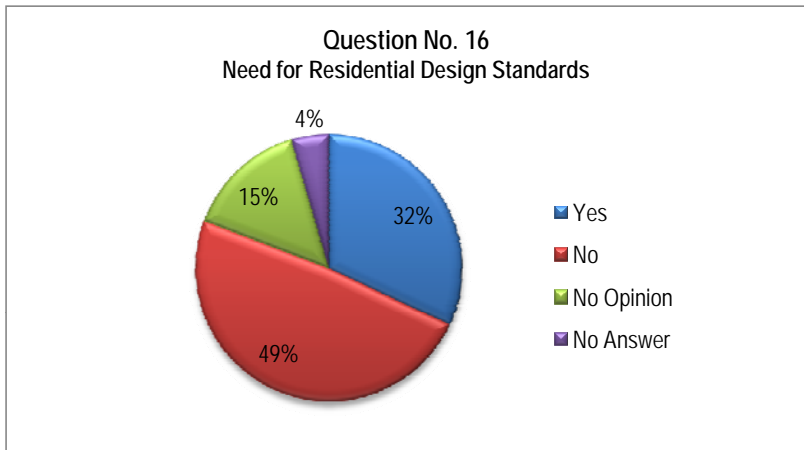
Question No. 15 - How important is it for the Town to have more housing opportunities for first time home buyers?

Answer	Responses	%
Very Important	114	22%
Important	178	35%
Somewhat Important	142	28%
Not Important	43	8%
No Opinion	17	3%
No Answer	15	3%
Total:	509	100%



Question No. 16 - Should the Town establish site design and basic architectural standards for new housing?

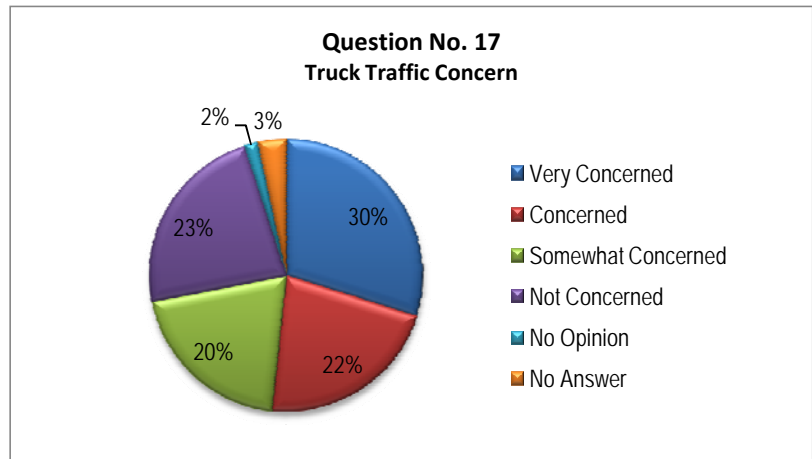
Answer	Responses	%
Yes	163	32%
No	248	49%
No Opinion	75	15%
No Answer	23	5%
Total:	509	100%



Section 4 - Traffic and Transportation

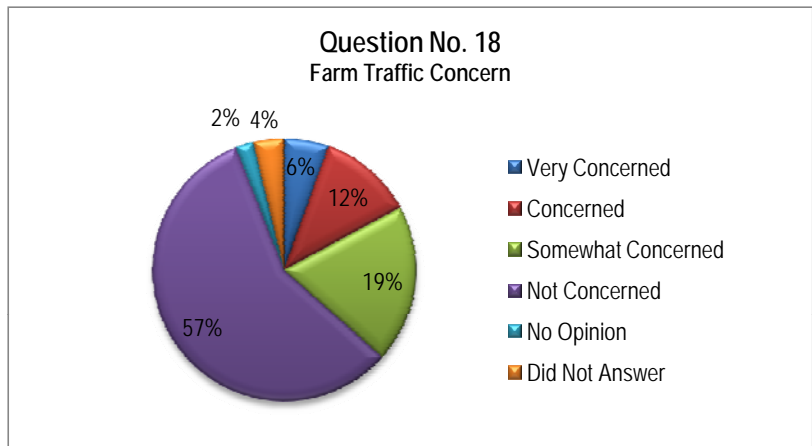
Question No. 17 - How concerned are you about truck traffic in the Town?

Answer	Responses	%
Very Concerned	152	30%
Concerned	111	22%
Somewhat Concerned	103	20%
Not Concerned	118	23%
No Opinion	8	2%
No Answer	17	3%
Total:	509	100%



Question No. 18 - How concerned are you about farm traffic in the Town?

Answer	Responses	%
Very Concerned	28	6%
Concerned	59	12%
Somewhat Concerned	99	19%
Not Concerned	292	57%
No Opinion	11	2%
Did Not Answer	19	4%
Total:	508	100%

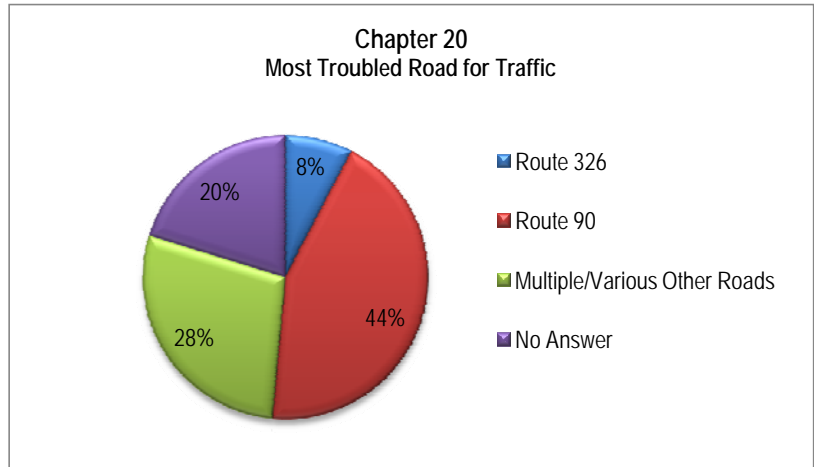


Question No. 19 - On a scale of 1 to 5, with 1 being least concerned and 5 being most concerned, how concerned are you about traffic on the following roads?

	Least Concerned					Most Concerned	No Answer
	1	2	3	4	5		
Route 90	102 20%	35 7%	89 17%	72 14%	191 38%	20 4%	
Route 326	108 21%	42 8%	151 30%	97 19%	85 17%	26 5%	
Other Roads	146 29%	79 16%	142 28%	53 10%	46 9%	43 8%	

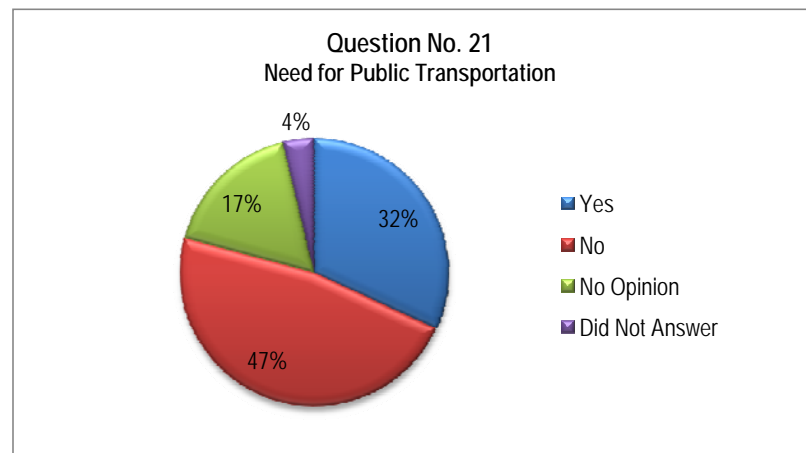
Question No. 20 - What road is the most troubled area of the Town with respect to traffic (e.g. congestion, speeding)?

Answer	Responses	%
Route 326	39	8%
Route 90	223	44%
Multiple/Various Other Roads	144	28%
No Answer	103	20%
Total:	509	100%



Question No. 21 - Do you feel there is a need for public transportation?

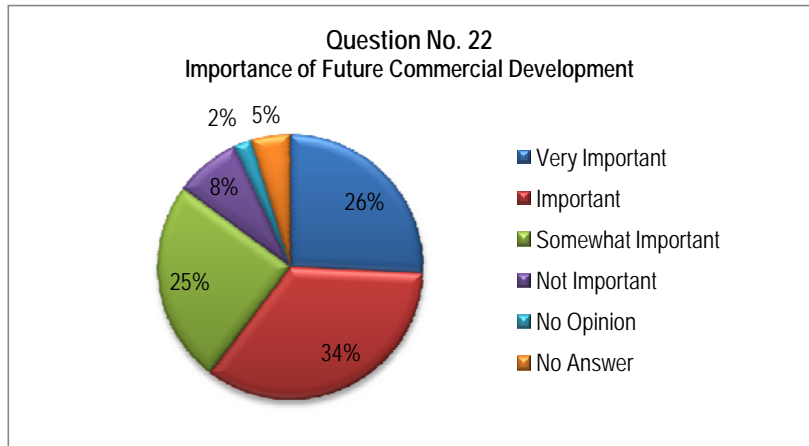
Answer	Responses	%
Yes	162	32%
No	241	47%
No Opinion	87	17%
Did Not Answer	19	4%
Total:	509	100%



Section 5 - Economic Development

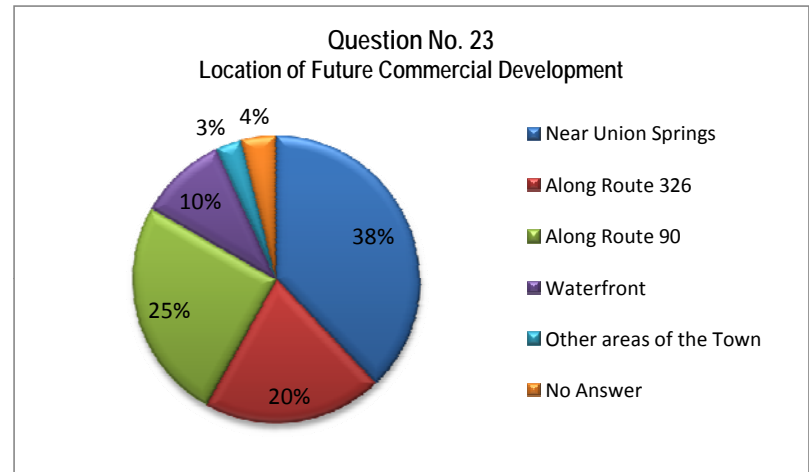
Question No. 22 - How important is future commercial development in the Town?

Answer	Responses	%
Very Important	131	26%
Important	176	35%
Somewhat Important	126	25%
Not Important	41	8%
No Opinion	11	2%
No Answer	24	5%
Total:	509	100%



Question No. 23 - Where should commercial development take place in the Town? (Check all that apply)

Answer	Responses	%
Near Union Springs	350	38%
Along Route 326	187	20%
Along Route 90	233	25%
Waterfront	92	10%
Other areas of the Town	27	3%
No Answer	36	4%
Total:	925	100%

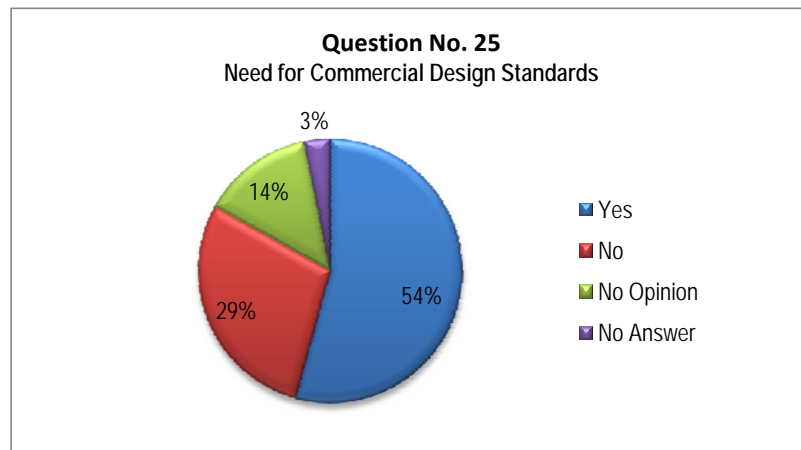


Question No. 24 - On a scale of 1 to 5, with 1 being least desirable and 5 being most desirable, what type of commercial development should the Town encourage?

	Least Important					Most Important	No Answer
	1	2	3	4	5		
"Local" Shopping/Retail (Smaller "niche" specialty shops)	31	25	112	134	174	33	
	6%	5%	22%	26%	34%	6%	
"Chain Stores" Shopping/Retail (e.g. Walmart, Lowes)	229	84	89	46	33	28	
	45%	17%	17%	9%	6%	6%	
Restaurants	19	39	138	151	134	28	
	4%	8%	27%	30%	26%	6%	
Motels/Hotels	122	81	124	105	40	37	
	24%	16%	24%	21%	8%	7%	
Waterfront Businesses (e.g. Boat rentals, dinner cruises)	39	43	119	132	147	29	
	8%	8%	23%	26%	29%	6%	
Ag-tourism Businesses (e.g. Wineries, farmers market)	22	35	114	163	148	27	
	4%	7%	22%	32%	29%	5%	
Recreational (e.g. campgrounds, golf courses)	53	63	121	143	95	34	
	10%	12%	24%	28%	19%	7%	
Home Based Businesses	60	76	135	123	87	28	
	12%	15%	27%	24%	17%	6%	

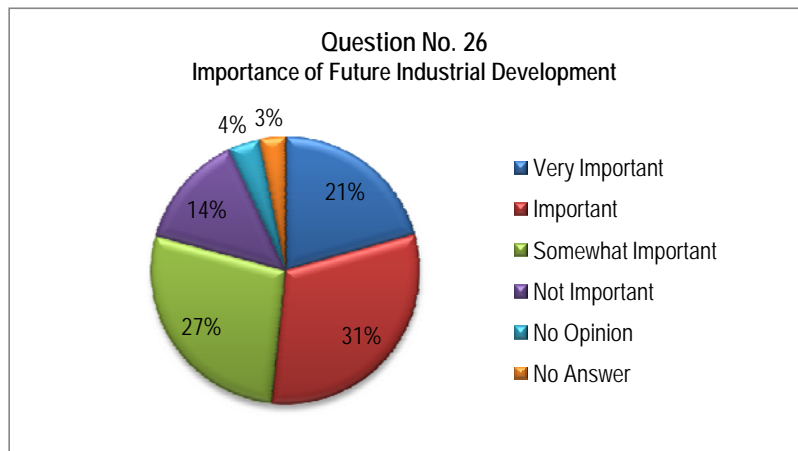
Question No. 25 - Should the Town set site design and architectural standards for commercial buildings?

Answer	Responses	%
Yes	276	54%
No	147	29%
No Opinion	70	14%
No Answer	16	3%
Total:	509	100%



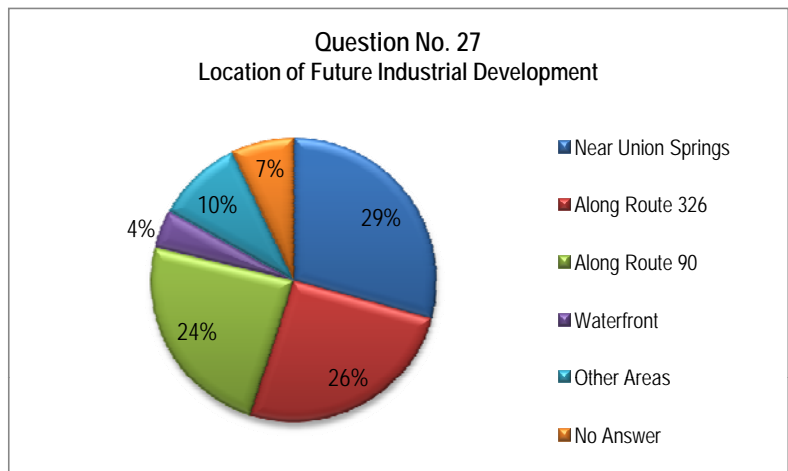
Question No. 26 - How important is future industrial development in the Town?

Answer	Responses	%
Very Important	105	21%
Important	158	31%
Somewhat Important	140	28%
Not Important	71	14%
No Opinion	19	4%
No Answer	16	3%
Total:	509	100%



Question No. 27 - Where should industrial development take place in the Town? (Check All That Apply)

Answer	Responses	%
Near Union Springs	243	29%
Along Route 326	212	26%
Along Route 90	197	24%
Waterfront	36	4%
Other Areas	81	10%
No Answer	59	7%
Total:	828	100%



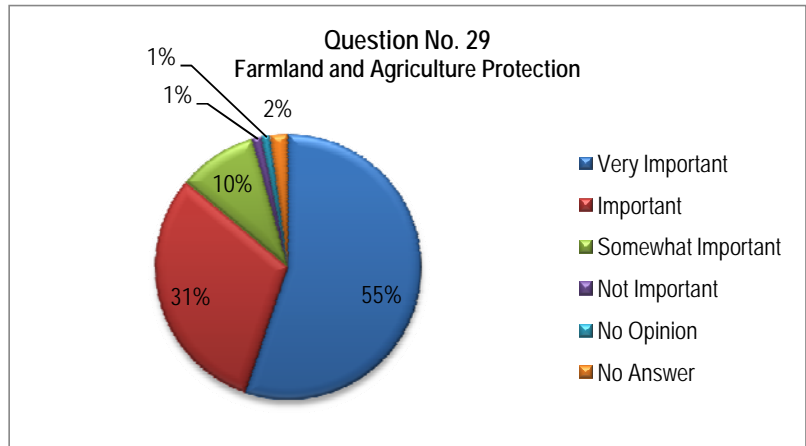
Question No. 28 - On a scale of 1 to 5, with 1 being least desirable and 5 being most desirable, what type of industrial development should the Town encourage?

	Least Important					Most Important	No Answer
	1	2	3	4	5		
Light Industrial and Manufacturing	34	28	99	141	170	37	
	7%	6%	19%	28%	33%	7%	
Heavy Manufacturing and Processing	204	73	91	54	41	46	
	40%	14%	18%	11%	8%	9%	
High Tech Manufacturing and Processing	68	37	82	107	177	38	
	13%	7%	16%	21%	35%	7%	

Section 6 - Agriculture, Open Space and Natural Resources

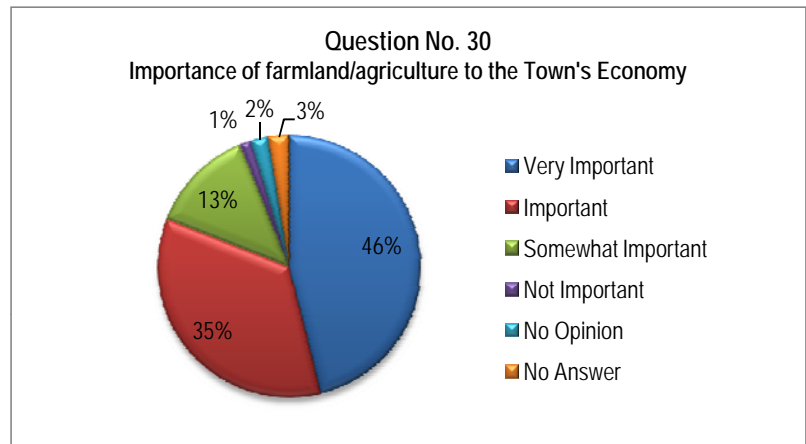
Question No. 29 - How important is it to protect farmland and agriculture in the Town?

Answer	Responses	%
Very Important	281	55%
Important	157	31%
Somewhat Important	49	10%
Not Important	6	1%
No Opinion	5	1%
No Answer	11	2%
Total:	509	100%



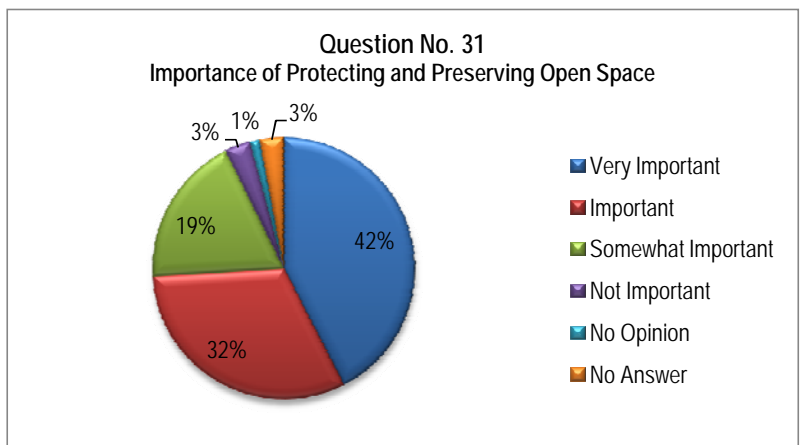
Question No. 30 - How important are farmland and agriculture to the Town's economy?

Answer	Responses	%
Very Important	235	46%
Important	177	35%
Somewhat Important	66	13%
Not Important	7	1%
No Opinion	11	2%
No Answer	13	3%
Total:	509	100%



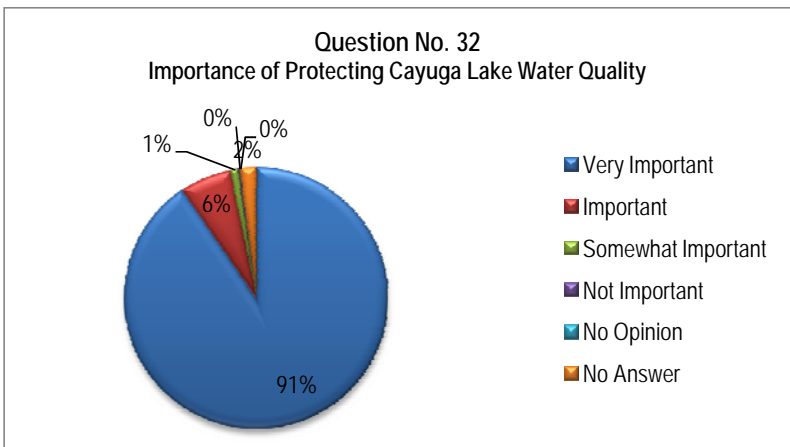
Question No. 31 - How important is it to protect and preserve open space in the Town?

Answer	Responses	%
Very Important	216	42%
Important	161	32%
Somewhat Important	95	19%
Not Important	16	3%
No Opinion	6	1%
No Answer	15	3%
Total:	509	100%



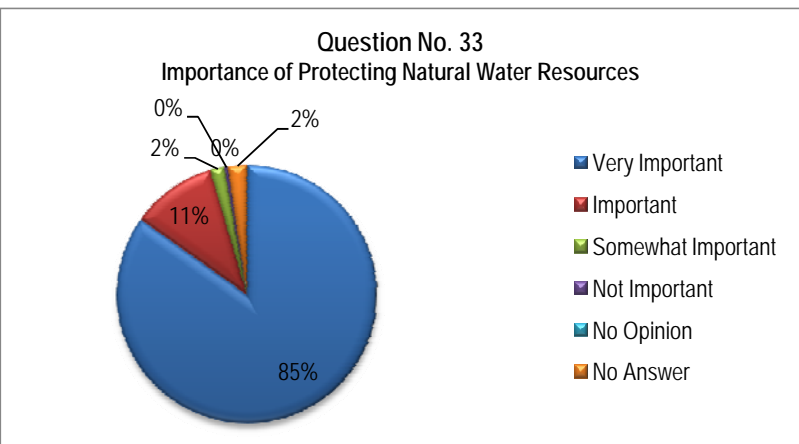
Question No. 32 - How important is it to protect the water quality of Cayuga Lake?

Answer	Responses	%
Very Important	461	91%
Important	32	6%
Somewhat Important	5	1%
Not Important	1	0%
No Opinion	0	0%
No Answer	10	2%
Total:	509	100%



Question No. 33 - How important is it to protect the Town's natural water resources (e.g. streams, wetlands, floodplains)?

Answer	Responses	%
Very Important	432	85%
Important	54	11%
Somewhat Important	9	2%
Not Important	2	0%
No Opinion	0	0%
No Answer	12	2%
Total:	509	100%

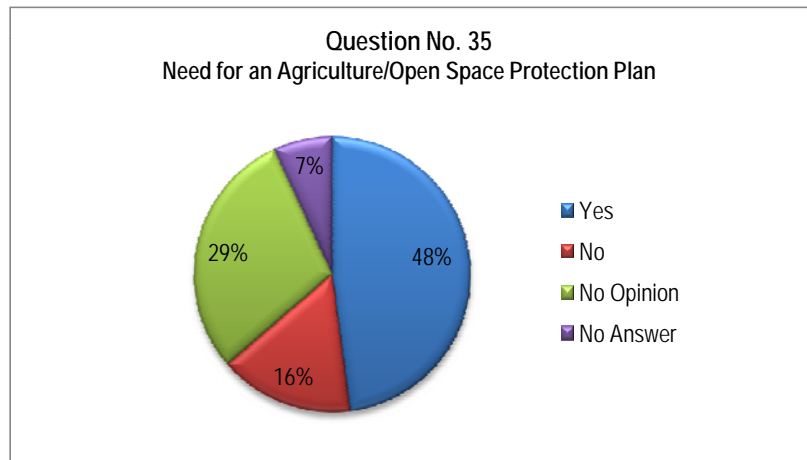


Question No. 34 - On a scale from 1 to 5, with 1 being low and 5 being high, please rate the importance of the following with regards to farmland, open space and natural resource protection.

	Least Important					Most Important	No Answer
	1	2	3	4	5		
Purchase of development rights (e.g. conservation easements)	50	34	162	113	107	43	
	10%	7%	32%	22%	21%	8%	
Agricultural zoning (Protects, promotes and encourages agricultural activity)	17	26	144	143	154	25	
	3%	5%	28%	28%	30%	5%	
Environmental conservation zoning (Protects and limits development)	21	30	141	124	163	30	
	4%	6%	28%	24%	32%	6%	
Encouraging ag-tourism.	24	42	147	144	124	28	
	5%	8%	29%	28%	24%	6%	
Limit residential sprawl.	44	54	155	110	108	38	
	9%	11%	30%	22%	21%	7%	
Guide development in specific areas.	31	32	133	152	127	34	
	6%	6%	26%	30%	25%	7%	
Limit the extension of public sewers.	104	78	150	69	67	41	
	20%	15%	29%	14%	13%	8%	

Question No. 35 - Should the Town consider adopting an agriculture and/or open space protection plan?

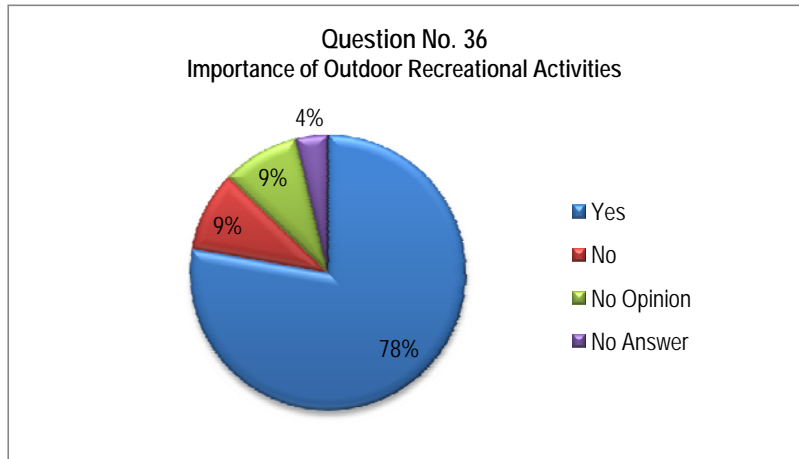
Answer	Responses	%
Yes	244	48%
No	80	16%
No Opinion	150	29%
No Answer	35	7%
Total:	509	100%



Section 7 - Recreation

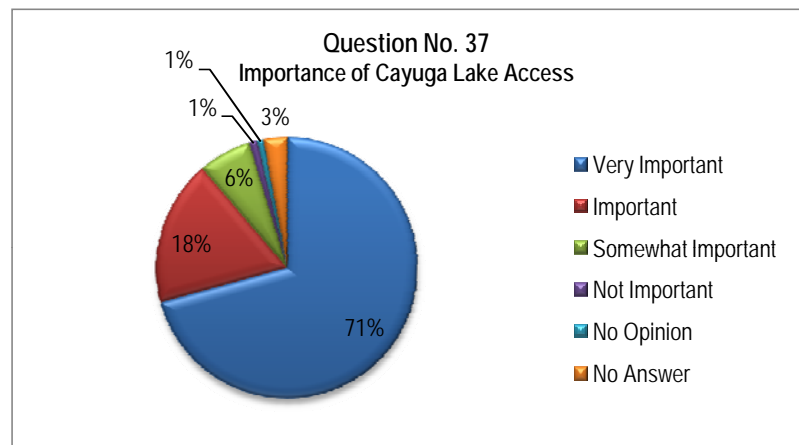
Question No. 36 - Do you feel that outdoor recreational activities are important to the vitality of the Town?

Answer	Responses	%
Yes	395	78%
No	48	9%
No Opinion	46	9%
No Answer	19	4%
Total:	508	100%



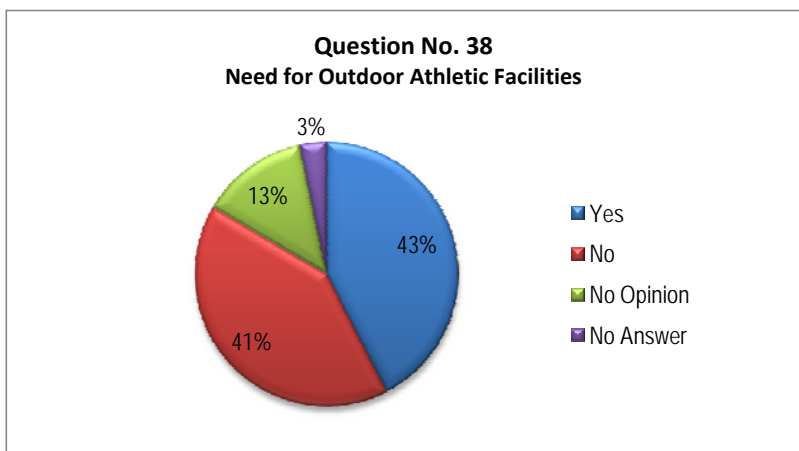
Question No. 37 - How important is it for residents of the Town to have access to Cayuga Lake for recreation (e.g. fishing, boating, and swimming)?

Answer	Responses	%
Very Important	360	71%
Important	92	18%
Somewhat Important	33	6%
Not Important	5	1%
No Opinion	4	1%
No Answer	15	3%
Total:	509	100%



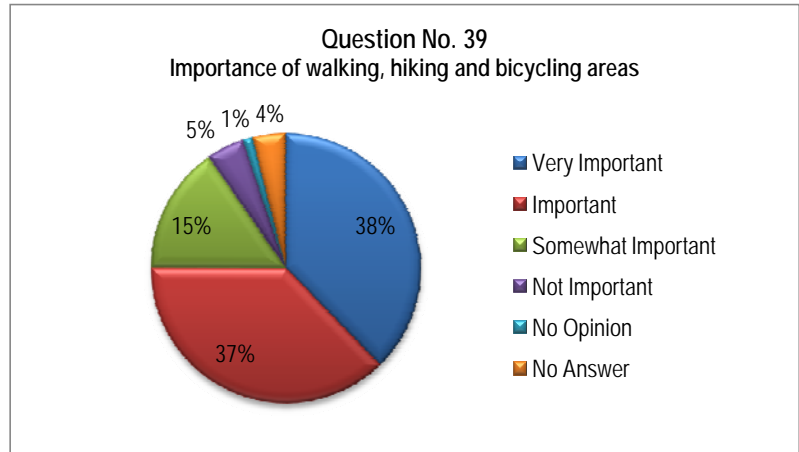
Question No. 38 - Do you feel that there is a need for outdoor athletic fields, playgrounds and indoor gymnasiums in the Town, besides those offered by the schools?

Answer	Responses	%
Yes	216	42%
No	209	41%
No Opinion	67	13%
No Answer	17	3%
Total:	509	100%



Question No. 39 - How important is it to provide areas for walking, hiking and bicycling throughout the Town?

Answer	Responses	%
Very Important	192	38%
Important	190	37%
Somewhat Important	78	15%
Not Important	23	5%
No Opinion	6	1%
No Answer	20	4%
Total:	509	100%

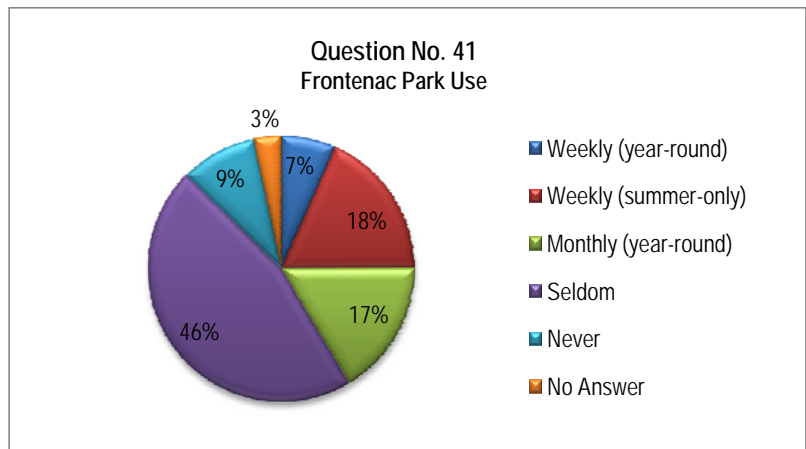


Question No. 40 - On a scale from 1 to 5, with 1 being least important and 5 being most important, please rate the importance of linking the following areas with walking, hiking and bicycling corridors (e.g. trails, sidewalks, lanes).

	Least Important					Most Important	No Answer
	1	2	3	4	5		
Agricultural Areas	133	73	127	84	57	35	
	26%	14%	25%	17%	11%	7%	
Residential Areas	28	25	105	140	178	33	
	6%	5%	21%	28%	35%	6%	
Commercial Areas	74	64	129	102	99	41	
	15%	13%	25%	20%	19%	8%	
Industrial Areas	137	102	132	55	41	42	
	27%	20%	26%	11%	8%	8%	
Waterfront	38	20	69	122	229	31	
	7%	4%	14%	24%	45%	6%	
Village of Union Springs	23	12	66	128	245	35	
	5%	2%	13%	25%	48%	7%	
Neighboring Communities (e.g. Aurelius, Cayuga, Fleming)	63	53	127	115	114	37	
	12%	10%	25%	23%	22%	7%	

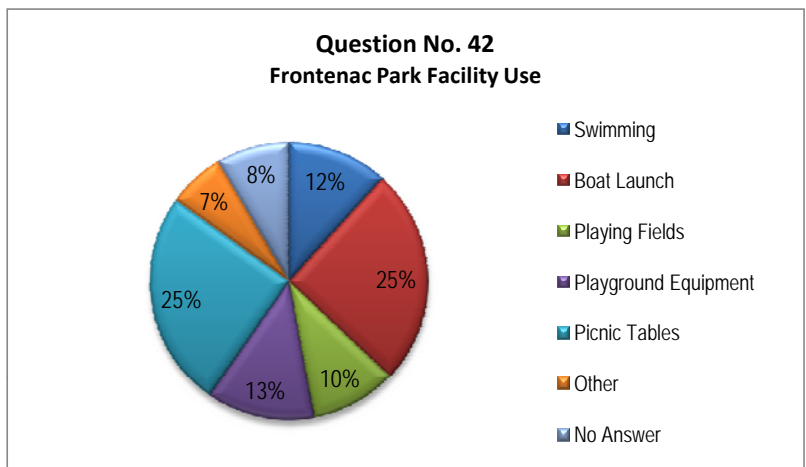
Question No. 41 - How frequently do you use Frontenac Park?

Answer	Responses	%
Weekly (year-round)	34	7%
Weekly (summer-only)	93	18%
Monthly (year-round)	84	17%
Seldom	234	46%
Never	47	9%
No Answer	17	3%
Total:	509	100%



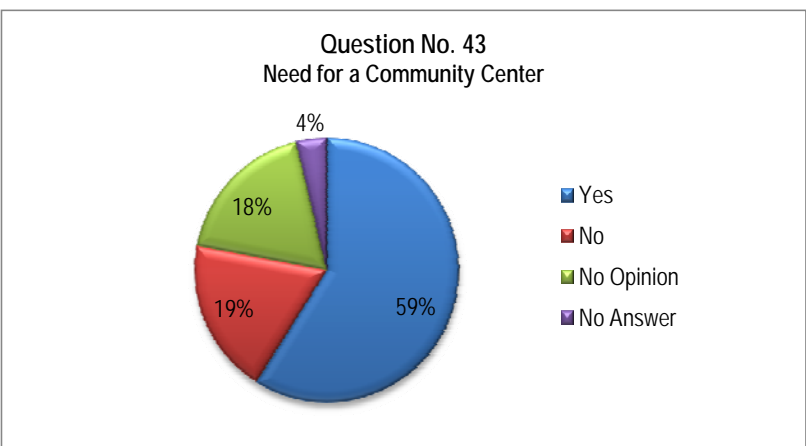
Question No. 42 - If you do use Frontenac Park, which of its facilities do you use? (Check all that apply)

Answer	Responses	%
Swimming	112	12%
Boat Launch	241	25%
Playing Fields	96	10%
Playground Equipment	120	13%
Picnic Tables	241	25%
Other	63	7%
No Answer	81	8%
Total:	954	100%



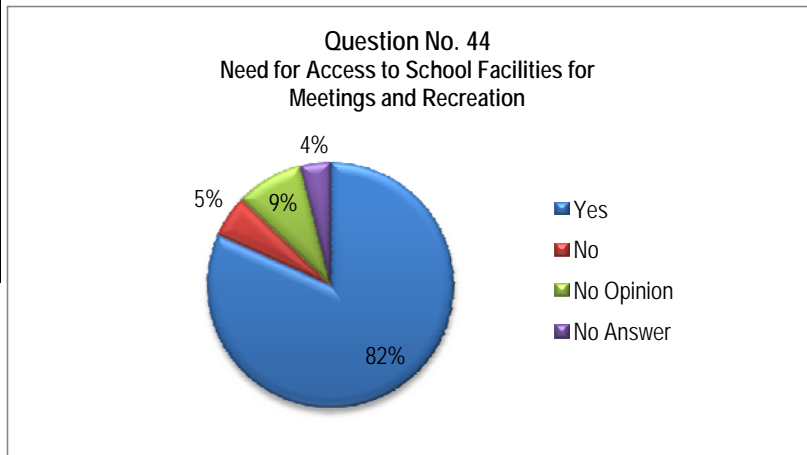
Question No. 43 - Do you believe a community center would be an asset to the Town?

Answer	Responses	%
Yes	300	59%
No	97	19%
No Opinion	93	18%
No Answer	19	4%
Total:	509	100%



Question No. 44 - Do you feel access to school facilities by the general population for meetings and recreation uses is important?

Answer	Responses	%
Yes	416	82%
No	28	6%
No Opinion	45	9%
No Answer	20	4%
Total:	509	100%



Section 8 - Infrastructure/Utilities

Question No. 45 - On a scale from 1 to 5, with 1 being least important and 5 being most important, please rate the importance of public water with following types of development.

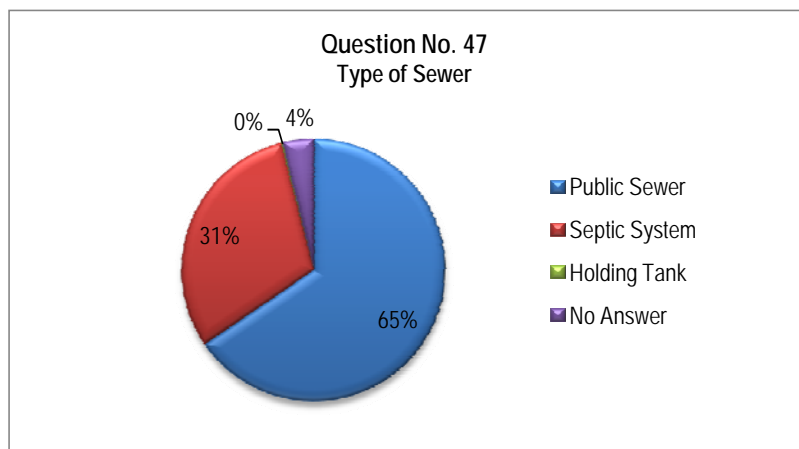
Development Types	Least Important					Most Important	No Answer
	1	2	3	4	5		
Agriculture	59	64	133	93	132	28	
	12%	13%	26%	18%	26%	6%	
Residential Development	10	8	52	109	306	24	
	2%	2%	10%	21%	60%	5%	
Commercial Development	18	20	79	127	239	26	
	4%	4%	16%	25%	47%	5%	
Industrial Development	37	36	94	110	205	27	
	7%	7%	18%	22%	40%	5%	

Question No. 46 - On a scale from 1 to 5, with 1 being least important and 5 being most important, please rate the importance of public sewer with the following types of development.

Development Types	Least Important					Most Important	No Answer
	1	2	3	4	5		
Agriculture	115	62	116	75	114	27	
	23%	12%	23%	15%	22%	5%	
Residential Development	15	16	53	96	306	23	
	3%	3%	10%	19%	60%	5%	
Commercial Development	19	23	71	106	264	26	
	4%	5%	14%	21%	52%	5%	
Industrial Development	39	27	87	92	237	27	
	8%	5%	17%	18%	47%	5%	

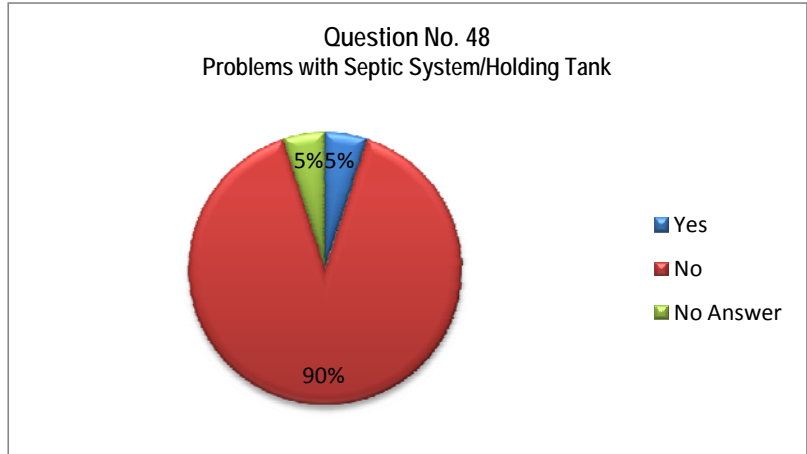
Question No. 47 - What type of sewer system do you have?

Answer	Responses	%
Public Sewer	333	65%
Septic System	156	31%
Holding Tank	1	0%
No Answer	19	4%
Total:	509	100%



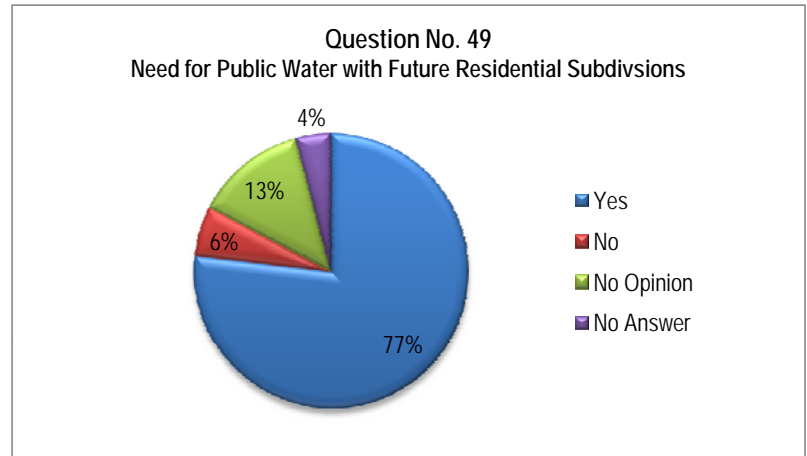
Question No. 48 - If you have a septic system or a holding tank, is it failing or have you experienced problems with it in the last 3 years?

Answer	Responses	%
Yes	8	5%
No	145	90%
No Answer	8	5%
Total:	161	100%



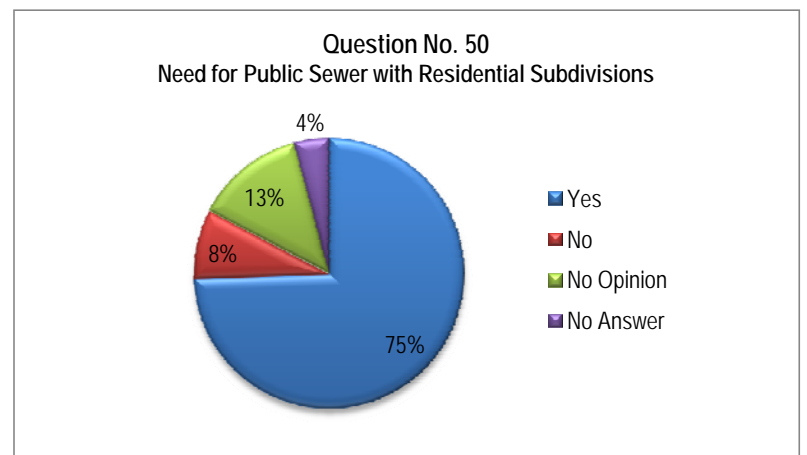
Question No. 49 - Is it important for new residential subdivisions to connect to public water?

Answer	Responses	%
Yes	391	77%
No	30	6%
No Opinion	67	13%
No Answer	21	4%
Total:	509	100%



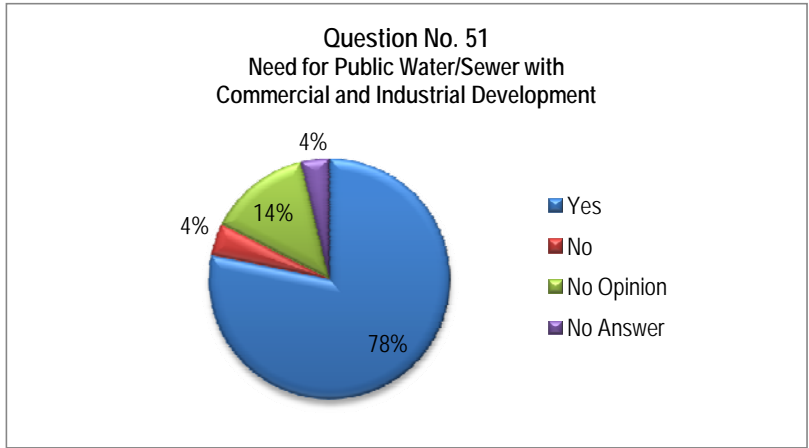
Question No. 50 - Is it important for new residential subdivisions to connect to public sewer?

Answer	Responses	%
Yes	379	74%
No	42	8%
No Opinion	67	13%
No Answer	21	4%
Total:	509	100%



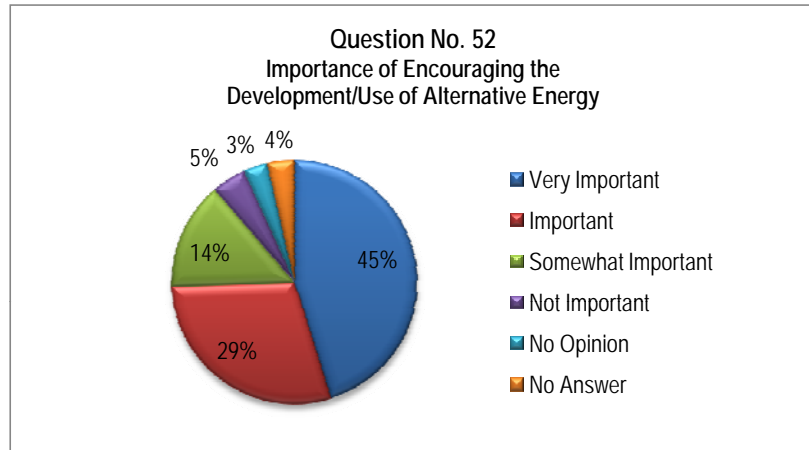
Question No. 51 - Is it important for new commercial and industrial development to connect to public water and/or sewer?

Answer	Responses	%
Yes	398	78%
No	22	4%
No Opinion	70	14%
No Answer	19	4%
Total:	509	100%



Question No. 52 - How important is it for the Town to encourage the development/use of alternative energy sources?

Answer	Responses	%
Very Important	230	45%
Important	149	29%
Somewhat Important	73	14%
Not Important	23	5%
No Opinion	16	3%
No Answer	18	4%
Total:	509	100%

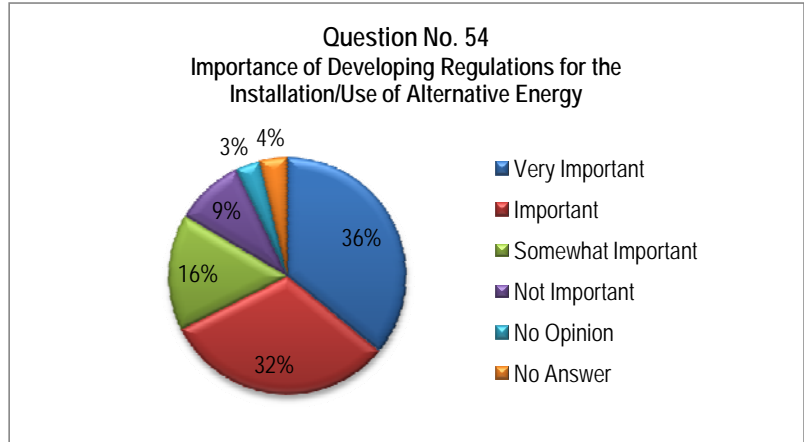


Question No. 53 - On a scale from 1 to 5, with 1 being least important and 5 being most important, please rate the importance of the following alternative energy sources.

Alternative Energy Sources	Scale (1 to 5)					No Answer
	1	2	3	4	5	
Residential Wind Power (e.g. individual home and business use)	45	53	92	128	160	31
	9%	10%	18%	25%	31%	6%
Commercial Wind Development (e.g. large turbines and wind farms)	62	63	104	106	143	31
	12%	12%	20%	21%	28%	6%
Residential Solar (e.g. individual home and business use)	21	35	101	134	186	32
	4%	7%	20%	26%	37%	6%
Geothermal heating & cooling	33	35	102	135	166	38
	6%	7%	20%	27%	33%	7%
Gas Wells	74	50	135	90	128	32
	15%	10%	27%	18%	25%	6%

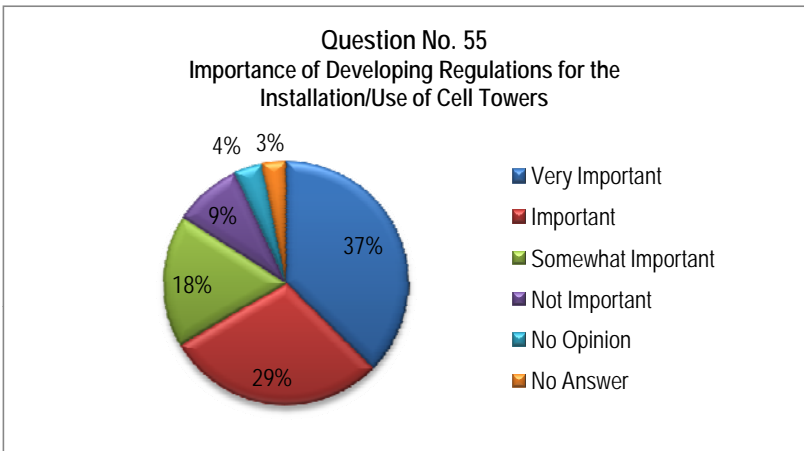
Question No. 54 - How important is it for the Town to develop regulations for the installation/use of alternative energy in the Town?

Answer	Responses	%
Very Important	183	36%
Important	161	32%
Somewhat Important	81	16%
Not Important	48	9%
No Opinion	17	3%
No Answer	19	4%
Total:	509	100%



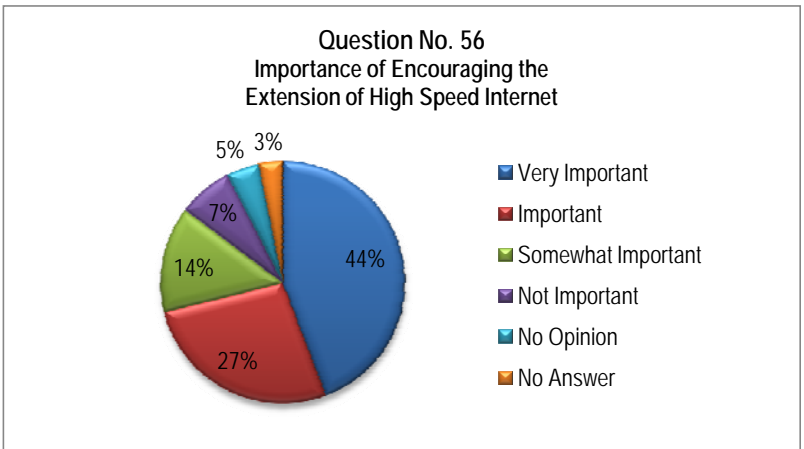
Question No. 55 - How important is it for the Town to develop regulations for the installation/use of cell towers?

Answer	Responses	%
Very Important	190	37%
Important	148	29%
Somewhat Important	90	18%
Not Important	46	9%
No Opinion	19	4%
No Answer	16	3%
Total:	509	100%



Question No. 56 - How important is it for the Town to encourage the extension/development of high speed internet access?

Answer	Responses	%
Very Important	225	44%
Important	137	27%
Somewhat Important	72	14%
Not Important	37	7%
No Opinion	22	4%
No Answer	16	3%
Total:	509	100%



Section 9 - Miscellaneous Comments

Question No. 57 - Please provide any comments you may have regarding planning and development issues in space below.

Answer	Responses	%
Misc Comment	123	24%
No Comment	386	76%
Total:	509	100%

